DRAWING NOTES:

1. REFER TO PLAN FOR QUANTITY AND SIZE OF SLEEVES.
2. ALL SLEEVES TO EXTEND 1000MM BEYOND ROAD EDGE.
3. ALL BACKFILL BEDDING AND FINISH MATERIAL TO BE SPECIFIED BY CIVIL ENGINEERS.
4. TRENCH TO BE BACKFILLED IN 150MM LAYERS AND COMPACTED WITH MECHANICAL VIBRATORS TO 90% MOD AASHTO DENSITY.
5. ALL SLEEVES TO BE HDPE / HEAVY DUTY CLASS 34 UPVC CORRUGATED SLEEVES WITH A SMOOTH FINISH ON INSIDE WALL.
6. ALL SLEEVES TO BE CAPPED TO PREVENT INGRESS OF WATER AND DIRT.
7. ALL SLEEVES TO BE PROVIDED WITH GALVANIZED DRAW WIRE/ ROPE FOR CABLE INSTALLATION.
8. ALL SLEEVES FOR ROAD CROSSINGS ARE TO REMAIN WITHIN 2000MM WIDE TRENCH. SHOULD THIS REQUIREMENT BE EXCEEDED THEN A DUAL LAYER DUCT ARRANGEMENT WILL APPLY.
9. IN THE CASE OF CABLES WITH A CONDUCTOR SIZE OF NOT MORE THAN 70mm2, THE MINIMUM HORIZONTAL FREE SPACE REQUIRED BETWEEN CABLES IS 75mm.
10. IN THE CASE OF CABLES WITH A CONDUCTOR SIZE EXCEEDING 70mm^2, THE MINIMUM HORIZONTAL FREE SPACE REQUIRED BETWEEN CABLES IS 105mm.

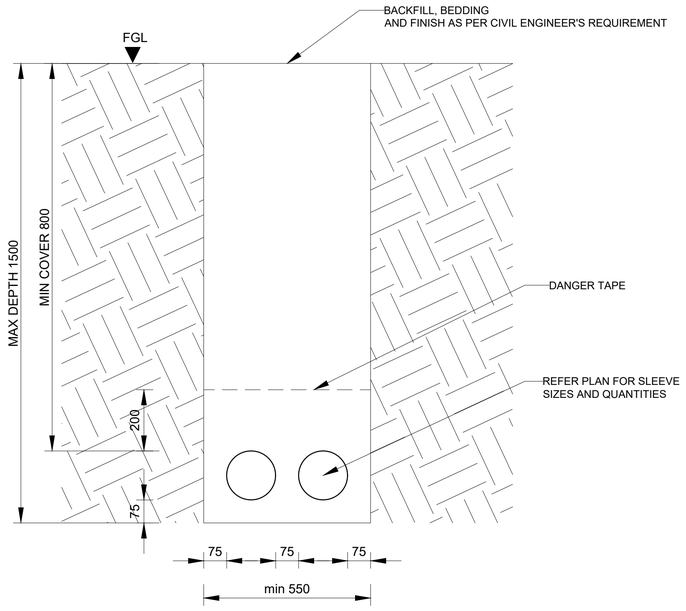

SLEEVES AT ROAD CROSSINGS
TYPICAL SECTION(2 SLEEVES - 1 LAYER)
(1:10)

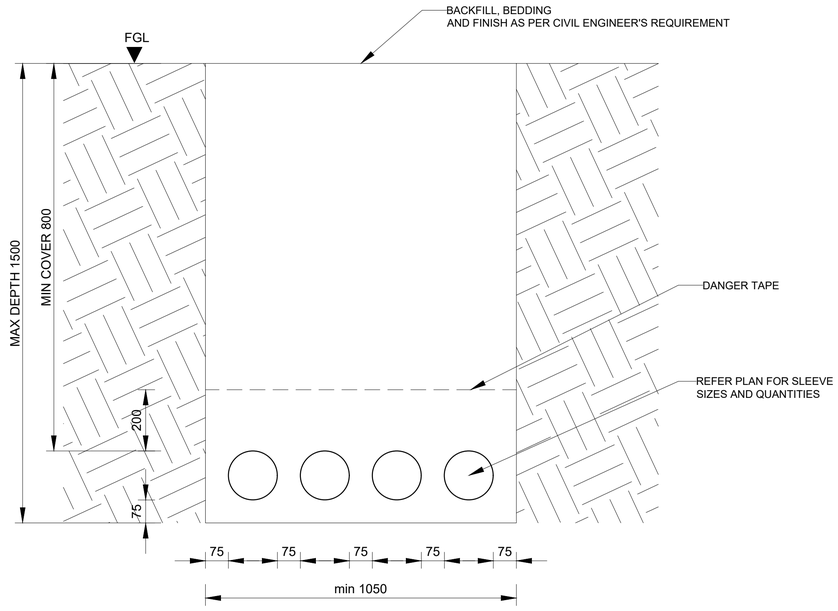

SLEEVES AT ROAD CROSSINGS
TYPICAL SECTION(4 SLEEVES - 1 LAYER)
(1:10)

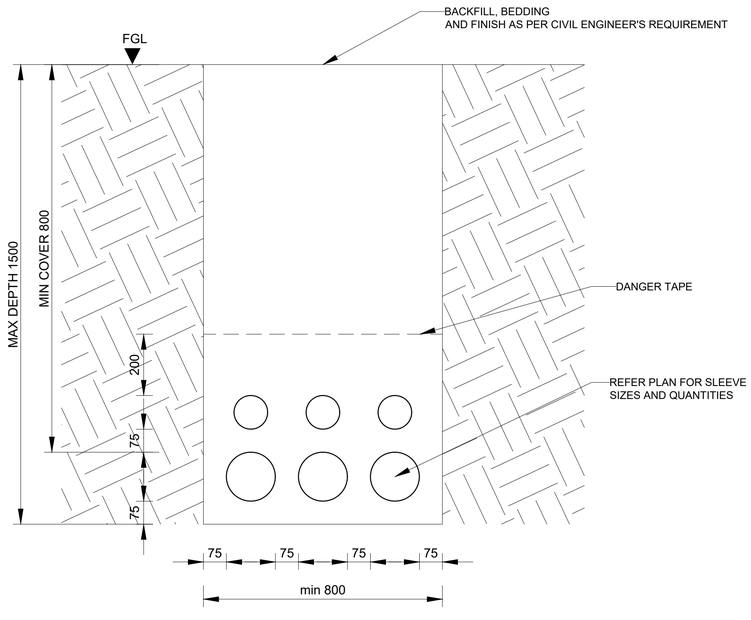

SLEEVES AT ROAD CROSSINGS
TYPICAL SECTION(6 SLEEVES - 2 LAYER)
(1:10)

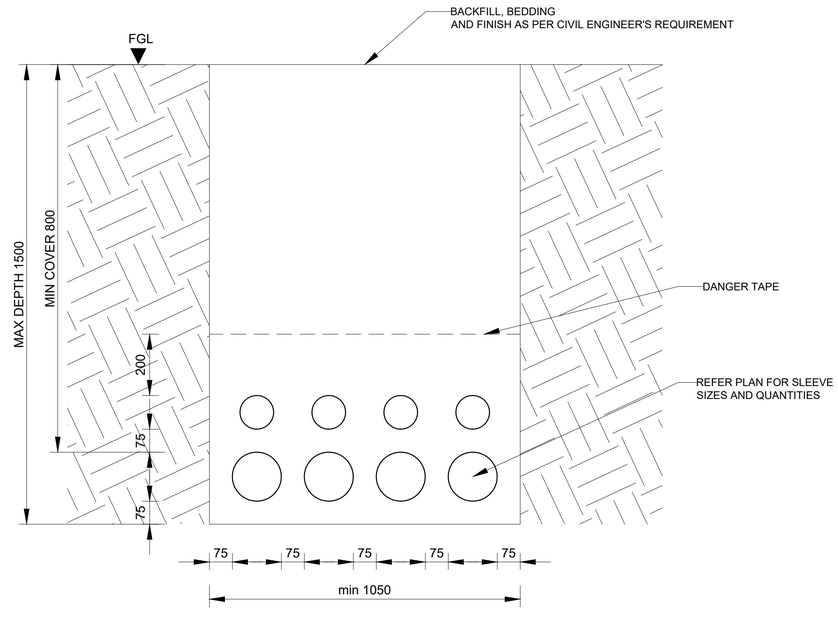

SLEEVES AT ROAD CROSSINGS
TYPICAL SECTION (8 SLEEVES - 2 LAYER)
(1:10)

No.	DATE	REVISION	APPROVED
V1	10-07-2020	ORIGINAL VERSION	D.N.

SANRAL TYPICAL DRAWINGS

COPYRIGHT: THIS DRAWING IS PROTECTED IN TERMS OF THE COPYRIGHT ACT No. 98 OF 1978 AND MAY NOT BE REPRODUCED WITHOUT THE PERMISSION IN WRITING FROM SANRAL.
CONDITIONS FOR USE: CONSULTANTS APPOINTED BY SANRAL SHALL INCORPORATE THE TYPICAL DETAILS HEREON INTO THEIR SPECIFIC DESIGN FOR WHICH THEY WILL ASSUME FULL PROFESSIONAL RESPONSIBILITY. THIS TYPICAL DRWING MAY NOT BE USED FOR TENDER PURPOSES.

SANRAL
SOUTH AFRICAN NATIONAL ROADS AGENCY SOC LTD
BUILDING SOUTH AFRICA THROUGH BETTER ROADS

HEAD OFFICE
48 Tambotie Avenue
Val de Grace
Pretoria
0184

PO Box 415
Pretoria 0001
South Africa
Tel: (012) 844 8000

EASTERN REGION
58 van Eck Place
Pietermaritzburg
3201

PO Box 100410
Scottsville
3209
Tel: (033) 392 8100

APPROVED

Date:

TYPICAL DRAWINGS - ELECTRICAL

SLEEVE INSTALLATION
STANDARD DETAILS

SANRAL DOC No. (PDF)
-

SANRAL DOC No. (DWG)
-

SANRAL DRAWING No.
TD-E-P-3001-1-V1

TD-E-P-3001-1-V1